3M™ Littmann®
Scope-to-Scope Tele-Auscultation System

Hear It.
As If You Were There.

3M

Sound Quality Matters in Telemedicine

Ask anyone auscultating during a telemedicine exam what's important, and they'll tell you it's the sound quality. The better the sound quality, the more likely an auscultating clinician will be able to detect difficult to diagnose heart, lung, and body sounds. Until now, the sound quality of tele-auscultation devices has not met expectations.

Don't Miss The Sounds

Littmann® Sound Quality is Now Available for Telemedicine

3M™ Littmann® stethoscopes are known for their exceptional sound quality. And the award-winning 3M™ Littmann® Electronic Stethoscope Model 3200 with Bluetooth® technology is no different. In fact, clinical evidence shows it's easier to detect difficult-to-detect heart and lung sounds with the Littmann® Electronic Stethoscope Model 3200 vs. a high-end cardiology grade stethoscope.[1-3] Now, this great clinically-proven stethoscope has been paired with software that works for tele-auscultation. The digitally-captured sound of a patient is effortlessly sent across a secure data network to a Littmann® Electronic Stethoscope Model 3200 at a remote site. The consultant operating a different Littmann® Electronic Stethoscope Model 3200 at the remote site hears the digitally-captured sound of the patient in the exact same way as the clinician auscultating the patient. The result is an exceptional sound experience unparalleled in tele-auscultation until now. Hear it. As if you were there.

You Need To Hear.

Clinical Evidence

Studies comparing non-electronic, cardiology-type stethoscopes and the 3M™ Littmann® Electronic Stethoscope 3000 Series had these findings:

With the Littmann® Model 3000 Series Stethoscope...

83% of cardiologists indicated it was easier to detect/hear an S3 gallop[1]

82% of cardiologists indicated it was easier to detect/hear an aortic regurgitation murmur (Grade 1 or 2)[2]

90% of critical care nurses indicated it was easier to detect/hear abnormal lung sounds[3]

3M™ Littmann® Scope-to-Scope Software

Delivering an Exceptional Tele-Auscultation Event

Once the initial connection has been made, the software works behind the scenes while the stethoscope takes center stage. The consultant can hear clearly, as if they were in the same exam room with the patient. Special software features further enhance the tele-auscultation experience:

Remote Filter Selection

When the consultant changes the frequency mode (bell, diaphragm, and extended range) on their stethoscope, it automatically changes the frequency mode on the patient site stethoscope. It's as easy as using a TV remote to adjust the patient site stethoscope.

"Talk-through" Communication Feature

Auscultation skill sets can vary. Sometimes a consultant would like to guide the auscultating clinician on where to place the chestpiece without the patient knowing. With the "talk-through" feature on, the consultant is able to talk to the auscultating clinician through the chestpiece of their Littmann® Electronic Stethoscope Model 3200. The auscultating clinician hears the consultant's guidance through the eartips of their own stethoscope and responds accordingly. The consultant continues to hear the heart, lung, or body sound of the patient while using the "talk-through" feature. The result is a better tele-auscultation experience.



Consultant Site

The Same Stethoscope Works for Both Telemedicine and In-Person Exams

No need to switch gears when going from in-person exams to telemedicine exams. The same award-winning 3M™ Littmann® Electronic Stethoscope Model 3200 used by thousands of clinicians during day-to-day patient care is the same exact stethoscope used with 3M™ Littmann® Scope-to-Scope Software for tele-auscultation. The familiar form-factor makes the transition to telemedicine easy.



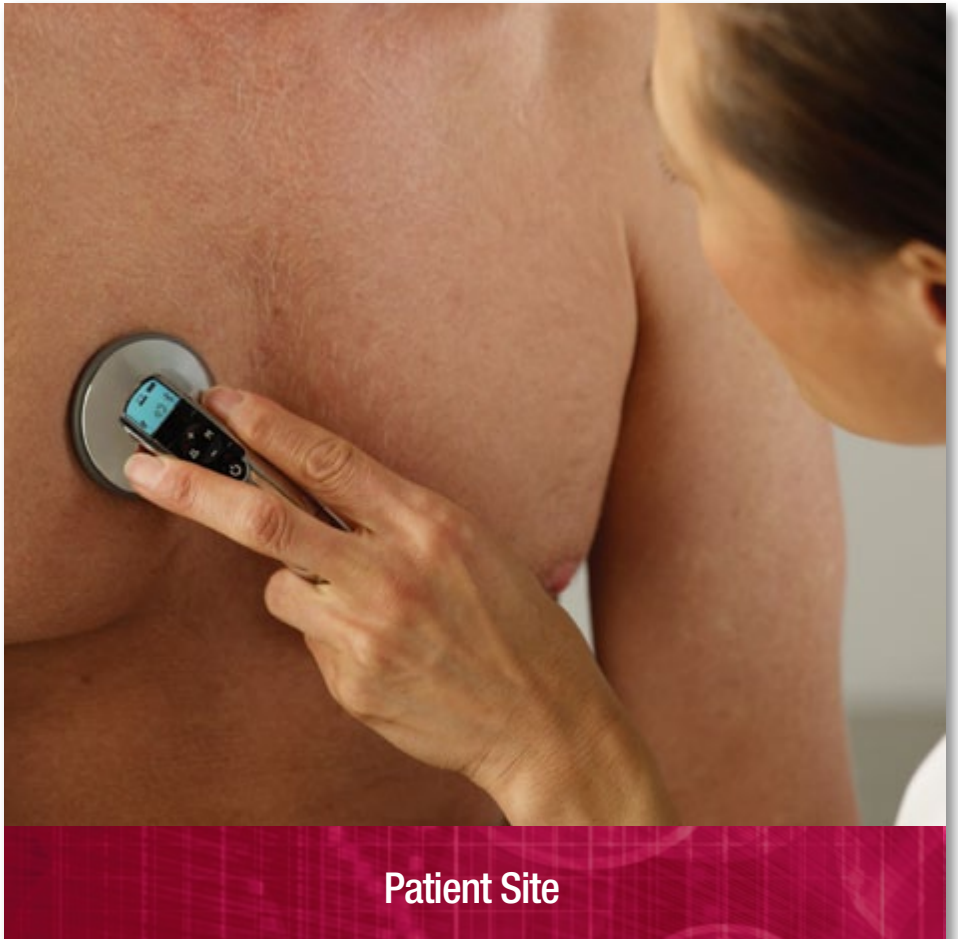

Wireless Bluetooth® Connection Feature

Wireless connection means no cords to get in the way during the auscultation, and no cords to clean between patients.

3M™ Littmann® Electronic Stethoscope Model 3200

Award-winning Technology

State-of-the-Art Sound Sensor

Built to stringent specifications, it provides a life-like 3M™ Littmann® sound experience similar to a high-end cardiology stethoscope.

Proprietary Ambient Noise Reduction Technology

It cancels out, on average, 85% of ambient background noise that can interfere with the auscultation experience, without eliminating critical body sounds. So you're much less likely to miss the sounds you need to hear in noisy work environments.

Up to 24X Sound Amplification

Extra listening power for those times when you need it; may be helpful when a heart, lung or body sound is especially faint; when a patient is obese; or when a patient's clothing restricts your listening experience.

How Ambient Noise Reduction Works.

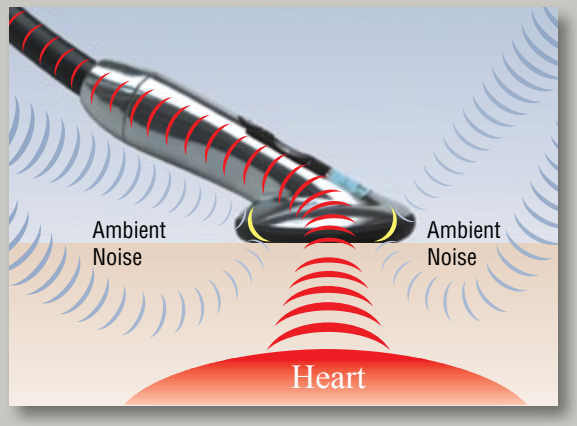

The same ambient noise that travels through the air also travels through the body. 3M's proprietary ANR technology cancels out both sources of ambient noise, leaving the critical body sounds you need to hear.

Convenient LCD Interface

Displays sound level, frequency mode, battery life, Bluetooth activation, and when talk-through feature is active.

Worry-Free Power

Multiple reminders when battery life is low.

Tool-free access to battery compartment.

Easy to Operate

Dedicated controls for key functions.

Menu button brings you to screen-guided commands for additional functions, including Bluetooth activation.

Auto-On Feature

No waiting to start your next auscultation. Stethoscope stays in battery-saving "sleep mode" until you start your next auscultation.

Rugged Design for Years of Trouble-Free Operation

Durable metal chestpiece.

Performance tested to withstand accidental drops to the floor and impacts against bed rails and door frames.

Two-year eartip-to-diaphragm warranty.

3M™ Littmann® Scope-to-Scope Software

Simplicity in Set-up and Operation

How it Works

Bluetooth to Computer Computer to Network

1. Auscultating clinician auscultates patient

2. Bluetooth technology wirelessly sends sound to software

Network

3. Software sends a secure, encrypted digital signal across a data network in real time to a remote consultant site PC

4. Consultant:
- Hears sounds in real time
- Adjusts filter setting of remote stethoscope
- Controls their own volume level
- Guides auscultating clinician using "talk-through" feature

One-Time Set-Up is Quick and Easy

- Software installs in minutes.
- Auto-detection technology makes it easy to perform the one-time set-up of Bluetooth® connection between stethoscope and software.

System Requirements

Windows XP SP2 & SP3, Vista SP2, Windows 7 32 & 64 bit

1 GB of RAM or more

1 GHz or faster processor

1024 x 768 or higher-resolution display

USB 1.1 port or greater

Network Port 3200 (default setting and can be changed)

128Kbps Minimum Dedicated Bandwidth

IT Network Requirements

A standard TCP/IP based network with DHCP or static IP address assignment. PC to PC connectivity is supported via hardwire (i.e. CAT5) or wireless (i.e. 802.11g). The minimum dedicated bandwidth required per active Consultant/Patient connection is 128kbps.

The 3M™ Littmann® Scope-to-Scope Software product requires communication through a TCP/IP port assignment. The port utilized by the application is configurable but by default is set to port 3200. The Patient and Consultant applications use bidirectional TCP/IP communication.

The Littmann Scope-to-Scope Software product incorporates standard encryption techniques to encrypt the network communications between the patient and consultant applications.

FREE 30-DAY TRIAL
1-800-413-1795

The New Standard in Tele-Auscultation

Ordering Information

3M™ Littmann® Scope-to-Scope Tele-Auscultation System

Description	SKU
3M™ Littmann® Scope-to-Scope Software Starter Kit. Includes 3M™ Littmann® Electronic Stethoscope Model 3200 (black tubing) and software. (Needed for each remote and consulting location)	3200TMC

Description	Tubing Color	SKU
Additional 3M™ Littmann® Electronic Stethoscope Model 3200 (When every clinician wants their own)	Black	3200BK27
	Navy Blue	3200NB
	Burgundy	3200BU

Visit www.Littmann.com/ScopetoScope for a video demo. Or call 1-800-413-1795 for a free 30-day trial (U.S. only). Or call the 3M Health Care Helpline at 1-800-228-3957.

www.Littmann.com

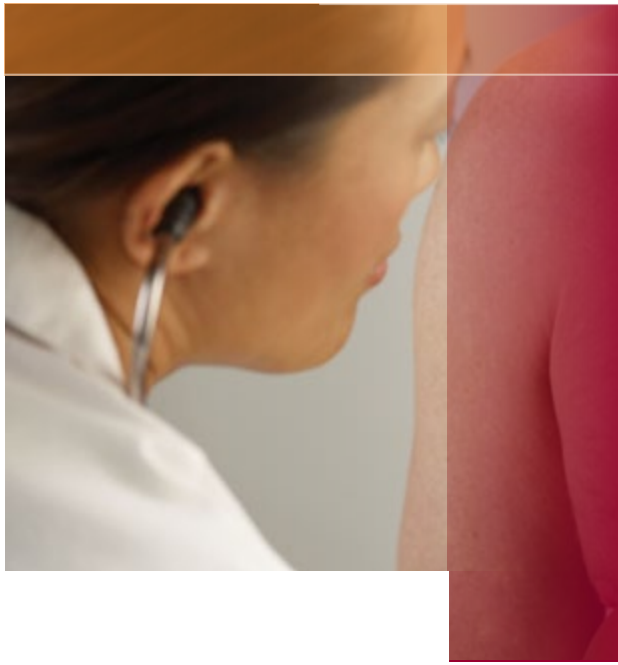

References

1. Comparison by trained Cardiologists of the 3M™ Littmann® Model 3000 Electronic Stethoscope with Ambient Noise Reduction to the 3M Littmann Cardiology III Stethoscope for the detection of recorded third heart sounds (S3) in the presence of simulated ambient noise.

2. Comparison by cardiologists of the 3M™ Littmann® Electronic Stethoscope Model 3000 with Ambient Noise Reduction to the 3M™ Littmann® Cardiology III Stethoscope for detection of recorded murmurs in the presence of simulated ambient noise. 70-2009-7406-4

3. Comparison by critical care nurses of the 3M™ Littmann® Electronic Stethoscope Model 3000 with Ambient Noise Reduction to the 3M™ Littmann® Cardiology III Stethoscope for detection of recorded lung sounds in the presence of simulated ambient noise. 70-2009-7405-6

4. 3M™ Littmann® Electronic Stethoscope Model 3200 and Zargis Cardioscan Software were given the following awards: Red Dot Design Award (March 2010), Medical Design Excellence Awards (June 2010), *Popular Science* magazine's 2009 Innovation of the Year Health Grand Award Winner (November 2009), Edison Award–Gold Award in the Electronics and Computers category (April 2010).

3M Health Care
Littmann Brand Products
3M Center, Building 275-4E-01
St. Paul, MN 55144-1000
U.S.A.
1 800 228 3957
www.3m.com/healthcare
www.Littmann.com

3M, Littmann, the L Littmann logo, L are trademarks of 3M. Bluetooth® is a registered trademark of Bluetooth SIG. Please recycle. Printed in U.S.A. © 3M 2010. All rights reserved.

70-2010-8099-4 (1010.25) DPI