# 3

# Using the API

The Application Programming Interface (API) is a set of commands for advanced users who want to automate a VSX system. You can use the API by connecting a control system or computer RS-232 serial port to the VSX system. Or, you can use Telnet over the LAN to use the API.

## Using the API with an RS-232 Interface

If you use an RS-232 interface to send API commands, you must connect and configure the control system or computer and the VSX system for serial communication.

### Configuring the RS-232 Interface

If you use the API with a serial connection, make sure that the RS-232 interfaces of the VSX system and your computer are configured appropriately.

To access the RS-232 settings on your system, select **System > Admin Settings > General Settings > Serial Port**.

Configure the Baud Rate and RS-232 Mode options as follows:

| Option | Configure this way on your computer | Configure this way on the VSX system |
|---|---|---|
| Baud Rate | Must be the same rate for both devices. Available rates are:<br>9600<br>14400<br>19200<br>38400<br>57600<br>115200 | |
| RS-232 Mode | — | Control |

The RS-232 port on the VSX system supports two modes: Control and Pass-Thru.

In Control Mode, a device (for example, a computer) connected to the RS-232 port can control the system using the API.

In Pass-Thru Mode, the operational modes of both devices' RS-232 ports depend on the port configuration of each device.

## Starting an API Session via an RS-232 Interface

After you have verified that the VSX system and your computer are both configured appropriately, set up both devices as follows:

1. Power off the computer and the VSX system.
2. Use an RS-232 cable to connect the control system or computer RS-232 port to an RS-232 port on the VSX system as shown in the following illustration. This connection may require the null modem adapter 1517-61577-001 on page 2-35.

**VSX 6000 or VSX 7000**

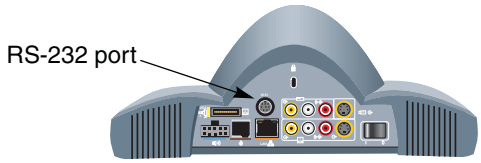


**VSX 6000A or VSX 7000s**

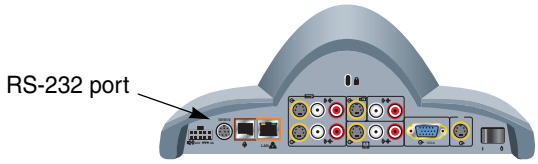


**VSX 7000e or VSX 8000**

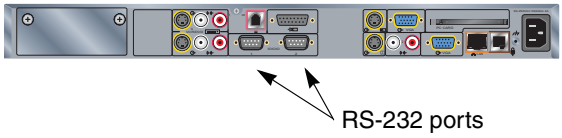


3. Power on the computer and the VSX system.
4. From the computer, start a serial session using HyperTerminal or another appropriate utility.